


Bridging the training gap-

using an e-Learning solution to increase the reliability of a State-wide training program




Miss Kathryn McGarvey [1, 2], A/Prof Fenton O'Leary [1,2,3]

1. RESUS4KIDS - NSW Child Health Networks, Sydney, NSW, Australia
2. Sydney Medical School, Sydney, NSW, Australia
3. Emergency Department, The Children's Hospital at Westmead, Sydney, NSW, Australia

RESUS4KIDS

What is RESUS4KIDS

- Paediatric Life Support education
- Interdisciplinary education
- Multi - modal learning
- Free to NSW Health employees
- First 10 minutes of a paediatric arrest



E-Learning

- E-Learning as pre-learning
- Interactive
- Flexible
- Pre and post knowledge test
- Approximately 90 minutes
- Additional optional modules

Train the Trainer

- 90 minutes
- Taught by a Super trainer
- Specific learning objectives
- Course structure
- Resources available to instructors



Short Practical Course

- 90 minutes
- First 30 minutes: Team work and communication
- 60 minutes: Scenario based pause and discuss teaching
- Reinforces e-learning

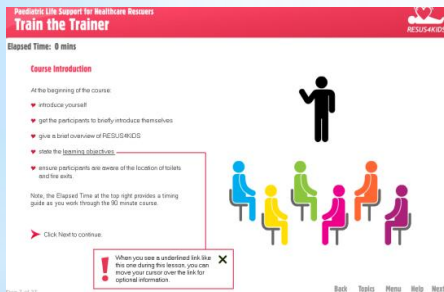
Bridging the Training Gap

RESUS4KIDS Trainers

- Currently 600+ RESUS4KIDS Trainers across NSW
- Majority of trainers have education responsibilities as part of their work portfolio
- All care for acutely unwell children


Pre existing Trainers' resources

- Attend a 60 minute Train the trainer
- Instructors manual
- Support from RESUS4KIDS educators



New Trainers resources

- 90 minute Train the trainer
- Instructors manual
- 30 minute train the trainer refresher e-Learning
- Support from RESUS4KIDS educators



Factors affecting Program Reliability

- Trainers taught by different Super trainers across NSW
- Time lapse between attending TTT and teaching the program
- Struggled to teach teamwork and communication
- Unable to remember the specific learning objectives
- How to teach the course using 'Round the table Teaching'

Train the Trainer e-Learning Creation

Feedback

- Qualitative feedback obtained from trainers through a survey which was thematically analysed

Key issues identified

- Struggled to teach teamwork and communication
- Unable to remember the specific learning objectives
- How to teach the course using 'Round the table Teaching'

Solution

- Train the trainer Refresher e-Learning
- 30 minutes in length allows trainers to complete in the days leading up to the course
- Designed to meet the identified learning needs of the current RESUS4KIDS trainers

Content Delivery

- Novel flash based interactions to replicate learning activities as part of teamwork and communication and 'Round the Table teaching'

Aim of the Train the trainer e-Learning

- To refresh trainers memory on the different teaching principals and format of the RESUS4KIDS short practical course

E-Learning content

- Round the Table teaching
- Adult education principles
- Human factors (Crisis Resource Management)
- Key learning objectives
- Practical tips on course delivery

Instructional design

- New TTT given to an instruction design team
- E-Learning created
- Reviewed at different stages of development

New TTT

- New TTT was developed to meet the identified needs
- Reviewed and modified by RESUS4KIDS educators



An example of using e-Learning to refresh instructors ability to teach Teamwork and Communication

Learning Objectives

- Reinforces specific learning objectives for teamwork and communication

Teamwork learning objectives:

- ♥ display and use names wherever possible
- ♥ recognise the team leader
- ♥ team members participation
- ♥ allocate / accept roles
- ♥ concise, clear communication / closed loop communication.

Ball Game

- Instructions for the ball game identified
- Equipment required to play game listed

Challenging Participants

- Characteristics of challenging learners identified
- Practical strategies for managing these learners in small group learning provided



Flash module

- Flash module simulates how to play the ball game

- ? How did you get on?
- ? What would have made the game easier?
- ? Did anyone vocalise ideas during the game and if so did the team choose to follow the solution presented? If so, why? If not, why not?
- ? Did anyone have ideas during the game but not vocalise them. If so, why not?
- ? Who caught the first ball? Was this a reasonable task?
- ? What if your hands were tied behind your back? Would it then have been a reasonable task?

Debrief

- Specific questions that can be used to debrief the ball game are identified



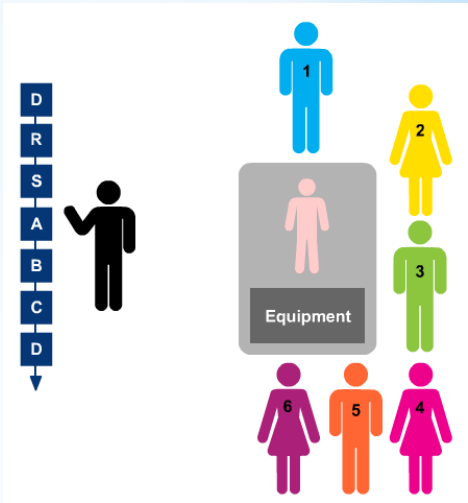
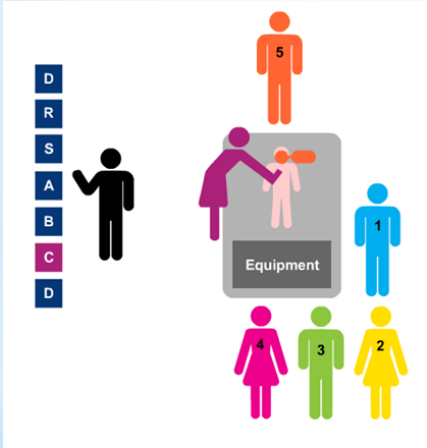
Reinforcing 'Round the Table Teaching'

Round the table teaching

- A novel evidence based method of teaching paediatric resuscitation

Class Set up

- Novel Flash interaction demonstrates the set up of round the table teaching



Methodology

- moving participants through the scenario demonstrated through flash modules

Scenario 1 - Response

The second participant demonstrates how to perform a response check.

Participant
Performs a tactile gentle rub of the shoulder and verbal stimulus, eg. "John, can you hear me?"

Instructor
Pauses to discuss methods that can be used to check for response and states "There is no response".

When R has been demonstrated and discussed, ask participants to move one place around the bed.

➤ To move the participants around the bed, click Next.

Structured approach

- Structured approach to a collapsed child broken down into individual steps
- Clinical skills for participants to demonstrate identified at each stage

Outcome of Train the Trainer refresher e-Learning

Anecdotal feedback from trainers has been extremely positive

42 Trainers have completed the Train the Trainer refresher e-Learning

All RESUS4KIDS trainers across NSW have access to the same resource to prepare them to teach the practical course



'It is certainly a module that I will revisit after long breaks between running sessions, just for my own self confidence.'
- RESUS4KIDS Trainer

'This package makes preparing to teach a R4K course easy and fun. It revises adult learning principals and is a great reminder of the train the trainer session attended many months ago!'
- RESUS4KIDS Trainer

'It is a clear and easy to understand module outlining different techniques and resources that could be utilised in teaching the practical R4K session'
- RESUS4KIDS Trainer

RESUS4KIDS educators have observed course delivery in a more uniformed fashion



For more information on
RESUS4KIDS
Visit: www.resus4kids.com.au
or
Email: resus4kids@chw.edu.au

Acknowledgements

RESUS4KIDS would like to acknowledge the significant contributions of the Phase 1 team (Marino Festa and Julie Howse), the NSW Paediatric Clinical Nurse Consultants and Educators, the NSW Child Health Network Co-ordinators and the NSW Ministry of Health as well as the current team of RESUS4KIDS educators and instructors who continue to promote this project